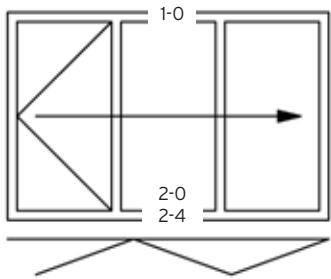


**Innenansicht**

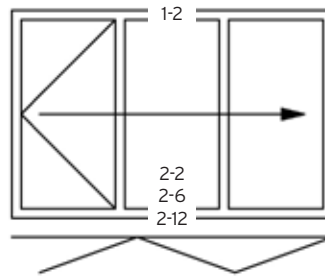
- ① erstöffnend
- ② zweitöffnend

SL 66 „u“ I - 3R



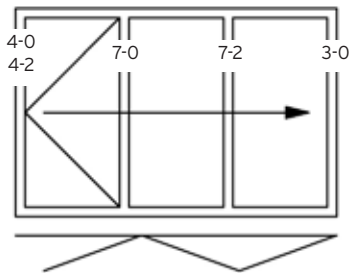
Details für unten aufstehende Faltwand

SL 66 „o“ I - 3R

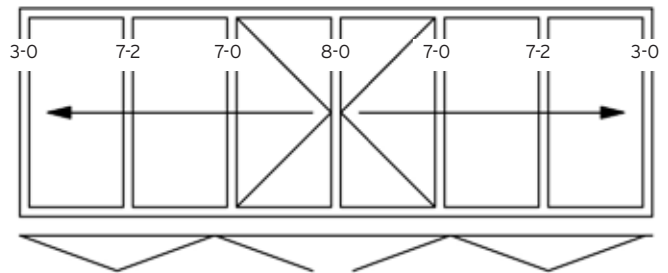


Details für oben anhängende Faltwand

I - 3R



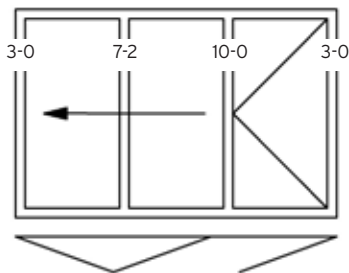
I - 3L 3R



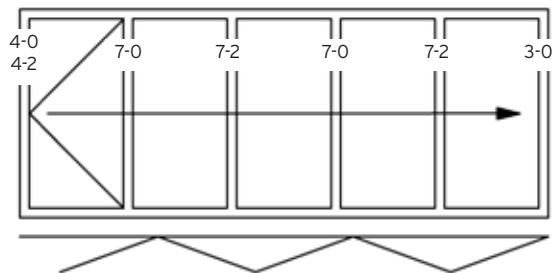
oder 

②	①
①	②

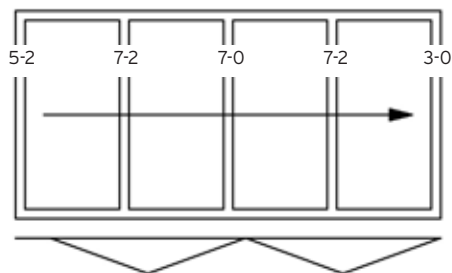
I - 2L 1R



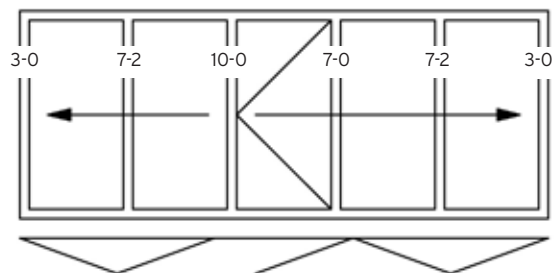
I - 5R



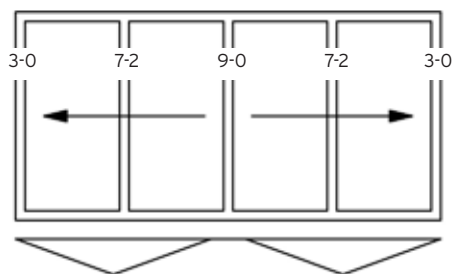
I - 4R



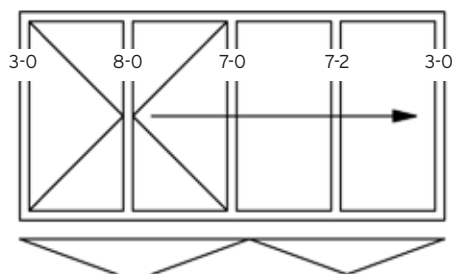
I - 2L 3R



I - 2L 2R



I - 1L 3R



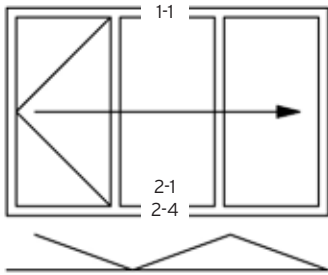
oder 

②	①
①	②

**Innenansicht**

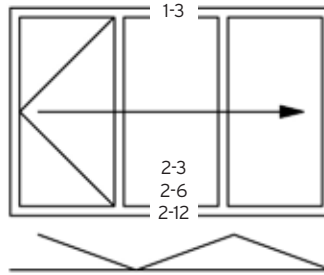
- ① erstöffnend
- ② zweitöffnend

SL 66 „U“ A - 3R



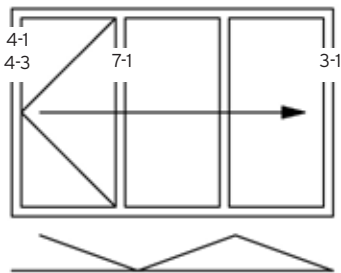
Details für unten aufstehende Faltwand

SL 66 „o“ A - 3R

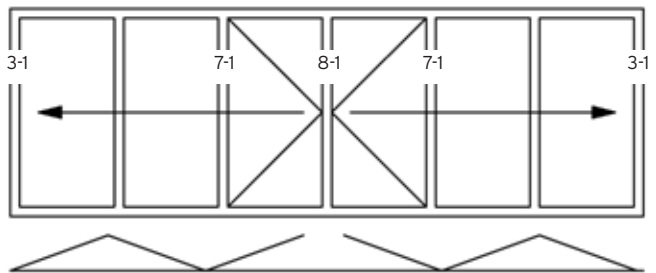


Details für oben anhängende Faltwand

A - 3R

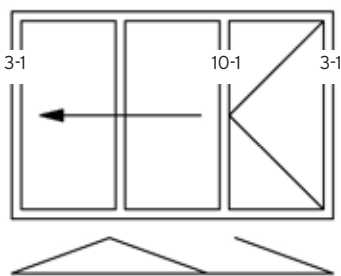


A - 3L 3R

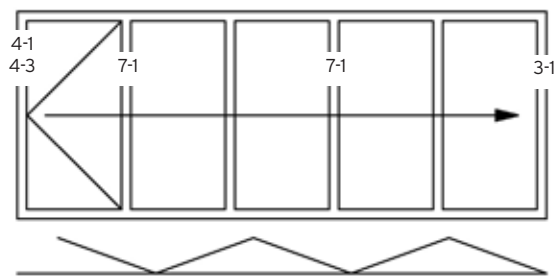


oder  $\begin{matrix} \textcircled{2} & \textcircled{1} \\ \textcircled{1} & \textcircled{2} \end{matrix}$

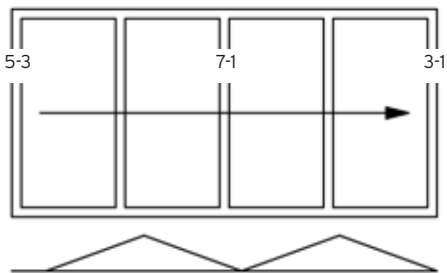
A - 2L 1R



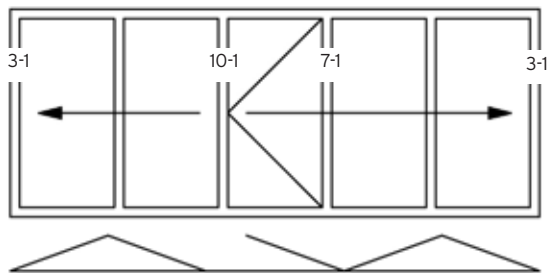
A - 5R



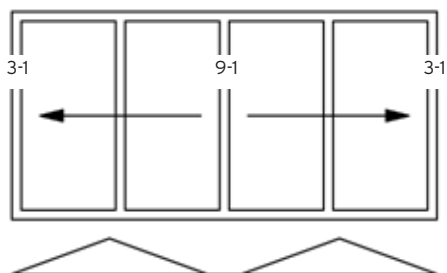
A - 4R



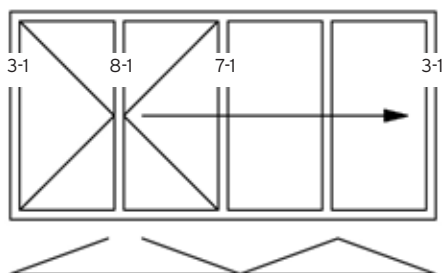
A - 2L 3R



A - 2L 2R



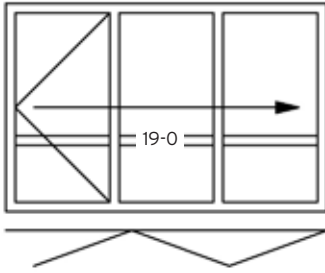
A - 1L 3R



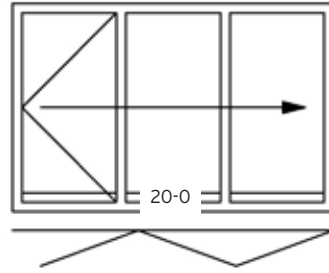
oder  $\begin{matrix} \textcircled{2} & \textcircled{1} \\ \textcircled{1} & \textcircled{2} \end{matrix}$

**Innenansicht**

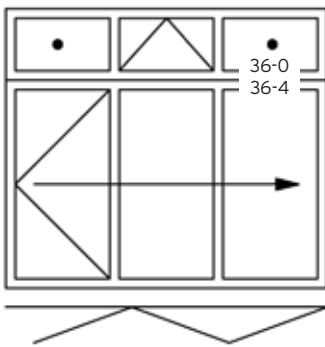
Faltwand mit Sprosse



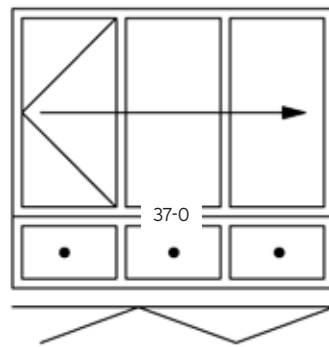
Faltwand mit Sockel



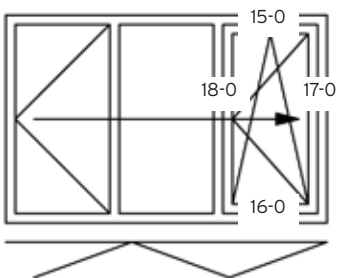
Faltwand mit Oberlicht



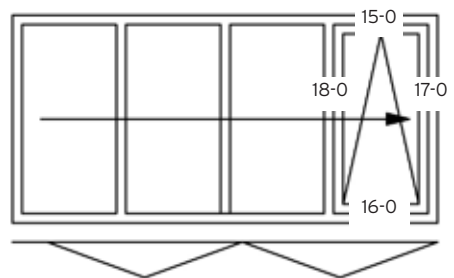
Faltwand auf Brüstung



Faltwand mit Drehkippflügel im Faltflügel



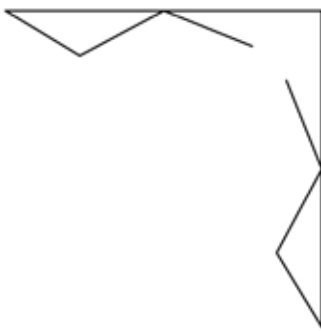
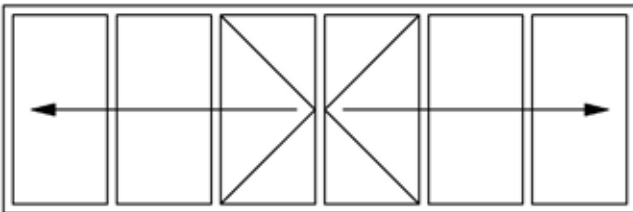
Faltwand mit Kippflügel im Faltflügel



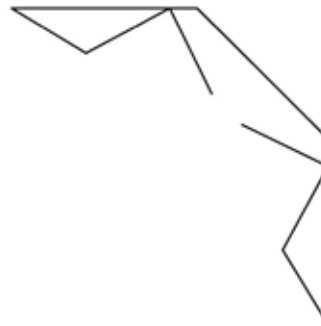
Innenansicht

Grundrissbeispiele: Bei einer abgewinkelten Faltwand wird die Ausführung funktionsbedingt der Einbausituation angepasst.

I - 3L 3R



„über 90° Ecke“



„über 2 Ecken“